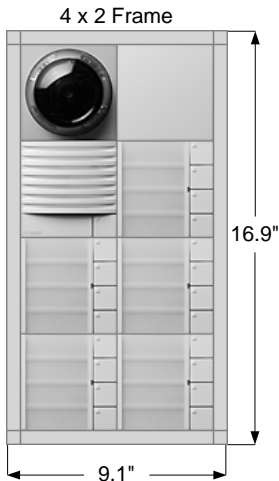



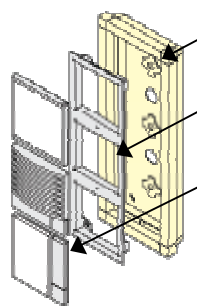
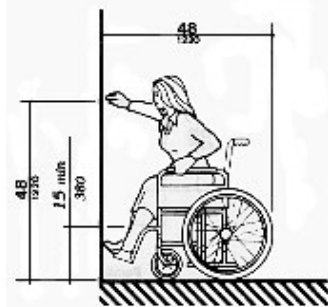
Intercom & Access Control Security System Specifications

Door Entry Station (7-M54S2-B_)

An intercom and access control security system designed to meet the common requirements of a nineteen to twenty unit multi-family building security. The system consists of entry door stations, internal communication stations and a power and switching panel. This specification describes a selected entry station.

<p>Wall mounted stations are available in two configurations and may be flush or surface mounted.</p>  <p>4 x 2 Frame 16.9" 9.1"</p>	<h3>Module Descriptions</h3> <p>CMM611-1 Monochrome Camera –The swivel and tilt camera provides clear, sharply focused and full of contrast images around the clock with its integrated lighting.</p> <p>TLM612-0 Door Loudspeaker –Weather-proof module with floating low current light button and illuminated light symbol. Also, equipped with volume controller for the loudspeaker. Providing full duplex voice communication to each internal handset station.</p> <p>TM611-04 Call Button –Five modules each containing four calls button with nameplates and lighting features are clearly designed and simply arranged. With doorbell ring to internal handset stations in the selected apartment unit.</p> <p>BM611-0 Blank Module –A blank module for covering blank spaces or later replacement with any other module.</p> <p>ZDS601-0 Anti-theft Safeguard Accessory –A two state solenoid magnet for integration into the mounting frame together with a stable metal plate is used to lock the release mechanism. This solenoid lock and electronic controller prevents the removal and theft of modules.</p> <p>Available Colors – Silver Metallic, White, Titanium Metallic and Graphite Brown Metallic</p>
---	--

Wall Mounting Options

<p><u>Surface Mounting</u></p>  <p>1.45"</p>	 <p>Surface-mount housing Mounting frame Function modules</p>	<p>Mounting Standards (ADA Standards – 28 CFR Part 36 7/1/94)</p>  <p>48 48 1.5 min 360</p>	<p>Mount the top of the frame combination shown above at 56" where a disabled person will reach forward or at 62" were a disabled person will reach from the side.</p> <p>This will place the speaker button and call button at heights that will meet ADA standards (28 CFR Part 36 7/1/94).</p>
---	--	---	---

Parts List

Qty	Part #	Description
1	CMM 611-1	Monochrome camera
1	TLM 612-0	Door loudspeaker
5	TM 611-04	Call button
1	BM 611-0	Blank Module
4	ZDS 601-0	Anti-theft lock
2	MR 611-4/1-0	Mounting frame
1	GA 611 4/2-0	Surface mount housing

SSS SIEDLE

750 Parkway
Broomall, PA 19008
Tel. 610 353 9595
Fax 610 353 9716
Email: info@siedleusa.com
Web: www.siedleusa.com